

ROVAL Superior anti-corrosion paint

Equivalent anti-corrosion performance to hot-dip galvanizing

Anti-corrosion protection for steel



Steel frame



Solar panel

Restoration of galvanized surfaces



Cut surfaces



Non-plated parts

An alternative to hot-dip galvanizing



Large parts



Weak parts that are easily deformed under high temperatures

Renovation of galvanized surfaces




Steel towers



Mechanical parking lots

Applications




Large structures




Bolt connections



Sign post foundations




Welds



End faces




Lighting towers




Pipes




Steel gates



Green houses



Gratings



Before

After



Cold Galvanizing Compound

ROVAL

ローバル



Cold Galvanizing Compound

R

ROVAL

Cold Galvanizing Compound

ローバル

Color Sample




Color : Gray

Equivalent anti-corrosion performance to hot-dip galvanizing.

Zinc
Content
96 %

Meets ASTM A780, ISO1461



Volume	420ml Aerosol	1kg	2.5kg	10kg	25kg
Theoretical coverage (80µm)	0.5m ²	2m ²	5m ²	20m ²	50m ²

Silver Zinc Rich

RS

ROVAL SILVER

Zinc Rich Compound

ローバル シルバー

Color Sample



Color : Silver

Finishes in a color similar to hot-dip galvanizing.

Zinc
Content
83 %

Contains
Aluminum

Meets ISO1461



Volume	420ml Aerosol	0.7kg	1.5kg	7kg	20kg
Theoretical coverage (80µm)	0.4m ²	1.4m ²	3m ²	14m ²	40m ²


MC

Perfect Color Matching Metallic Spray (No anti-corrosion effect)




ROVAL MC Color Matching Metallic Spray
for Galvanized materials
Coverage : 3m²

Gray coating touch-up



Before



After

Topcoat for ROVAL



Repair with ROVAL



Apply ROVAL MC for color matching

Features

Ready-to-use single liquid type

Dilution is unnecessary so painting is very easy.

No troublesome work, like mixing two liquids.

Aerosol product lineup.



Application methods

Brush



Roller



Conventional / Air-less spray



Necessary steps

ROVAL has to be applied DIRECTLY to metal surfaces.

The direct contact between the zinc and the metal surface will result in cathodic reaction.

✗ Prohibited steps

Never use primers.

Primer will compromise the performance of Roval products.

3 important points

1 ▶ Surface preparation



Prepare the metal surface by sandblasting or with appropriate power tools.
Remove all contamination on the surface such as moisture, oil, mill scale, rust, and old paint.

2 ▶ Adequate agitation of product




Agitate the products well to obtain uniform density.

Dilution is not required.

*Only when the product thickens, use aromatic thinner such as Xylene. (Within 5% of paint weight)

3 ▶ Sufficient film thickness



Apply two coats. (Each coat: 40μm)

Total dry film thickness = more than 80μm

Do not spread the paint too thin.

Anti-corrosion performance is proportional to dry film thickness.

Coating interval : 30~60min



Wrong application

Applying product to rusted surfaces



Applying product to painted surfaces



Performance of ROVAL

Exposure test results (Japan weathering test center in Miyakojima Island)




Miyakojima Island is located in the far southern part of Japan, with roughly the same latitude as Florida, U.S.A. The Island is surrounded by a lot of deteriorating factors such as high temperature, high humidity, strong sunshine, and a salt-rich atmosphere.

From normal paint to ROVAL



Color weathering of ROVAL products



Certified anti-corrosion performance



Cold Galvanizing ROVAL Method

ROVAL has been certified to have equivalent anti-corrosion performance as hot-dip galvanizing by the Council for Construction Technology Review and Certification in Japan.

Distributor in Malaysia, Singapore, Brunei, Indonesia



ZINC GREY MALAYSIA PLT

NO.47, Jalan I-PARK SAC 4, Taman Perindustrial I-PARK,
81400 Senai, Johor, Malaysia
TEL: +60-7-597-0777
Email: info@zincgrey.com
<https://www.zincgrey.com>



ROVAL SINCE 1955
rovalworld.com

ROVAL CORPORATION (Japan)
SHANGHAI ROVAL ZINC RICH PAINT CORPORATION
ROVAL (SHANGHAI) SALES & TRADING CORPORATION

